




















































































































































































































WIMMERA Planting Guide

Meaning of symbols		 Bulbs	 Seeds	 Seedlings	 Under glass or plastic	 Electrically heated							
A to Z plants	Maturity	JAN	FEB	MAR	APRIL	MAY	JUNE	JULY	AUG	SEPT	OCT	NOV	DEC
Asparagus	Sept-Oct												
Basil	4-8									  	 		
Beans - runner	10-12												
Beans - bush	8-10												
Broad beans	20												
Beetroot	10-14												
Broccoli^	20-26		 	 	 								
Brussel sprouts	25-30		 	 									
Cabbage ^	15-18		 	 									
Capsicum/chilli	18-20									  	 		
Carrot	10-12												
Cauliflower ^	18-30		 	 									
Celery	20-25										 		
Cucumber %										 	 		
Eggplant										  	  		
Garlic													
Leeks	24-28												
Lettuce +	9-10			 	 	 	 	 	 	 	 		
Onion	30-34					 	 	 					
Onion - Potato	N/A												
Onion - Tree	N/A												
Pea - Climbing	12-15												
Pea - Bush	10-12												
Pak Choi #	N/A			 	 					 			
Parsnip	20-24												
Potatoes	16-20												
Pumpkin %	16									 	 	 	
Radishes	4-8												
Rockmelons													
Silverbeet	10-12								 	 	 	 	
Sunflower	N/A												
Spinach	8-10								 				
Strawberry seedlings	8-12												
Sweet Corn	12												
Tomatoes	16-18								  	 	 		
Turnips - Table	10-12												
Turnips - Swedes	14-18												
Zucchini %	8-10										 		

GENERAL NOTES: Maturity refers to the number of weeks a plant will take to mature from seed. Take away about four weeks from this figure if you are planting seedlings. Where only the seed symbol is given, it means the plant does not transplant easily and is best sown direct.

ACKNOWLEDGEMENTS: This guide was put together by Bunnings Horsham in collaboration with a local gardener. This is not a complete planting guide as vegetables that have been grown by the local contributor have been listed. If you are an experienced local vegetable gardener and feel that you can contribute to

this planting guide, contact the Wimmera Mail-Times.

Can be planted throughout spring and summer but will easily go to seed in hot weather. To reduce this risk, give plants plenty of liquid fertiliser and water. Best grown almost like a bog plant.

+ Lettuces planted to mature over the summer months should be planted in semi-shaded positions.

% Does not transplant easily. If growing seedlings to transplant, grow them in single pots to minimise root disturbance when transplanted.

^ Cabbage, broccoli and cauliflower can be planted in spring for summer cropping but will be subject to attacks by cabbage butterfly caterpillars. For this reason, such plantings should only be done by experienced gardeners using varieties specifically bred to handle summer conditions.

DISCLAIMER: This is a guide only. No responsibility is taken for any loss of plants as the Wimmera has varying changes in climate. See your local nursery or Bunnings Horsham for further information.